


13° angolo mario nanni alessandro fantetti 2014



apparecchio di illuminazione da soffitto, parete, tavolo, terra e sospensione per interni IP20. realizzato in estruso di alluminio ossidato di sezione 13x13mm. composto da profili ciechi o chiusi a 45° da un diffusore estruso in policarbonato satinato della stessa lunghezza del profilo con aletta antiabbagliamento 4mm.

modelli:

13° angolo 500mm, 1000mm, 2000mm o 3000mm fino a 39W 3744lm,

13° angolo 01 210x297x630mm, 22,5W 2160lm,

13° angolo 02 210x297x1050mm, 33W 3168lm,

13° angolo 03 210x297x1864mm, 100W 9600lm,

13° angolo sospensione 210x297x1864mm, 100W 9600lm, sospeso tramite otto cavi di acciaio 3000mm.

cablato con sorgente elettronica lineare con limitatore di corrente integrato 3000K Ra95 13W/m.

alimentatore in tensione costante 24Vdc escluso, da installare remoto in modello 13° angolo e 13° angolo sospensione, alimentatore a spina in modelli 13° angolo 01, 13° angolo 02 e 13° angolo 03.

accessori: ripiani, campane in vetro e, solo per modello 13° angolo sospensione, rosoni di alimentazione, cassafirma scomparsa totale laterizio e cartongesso per cavo di alimentazione e rosone con alimentatore 220-240V 50Hz.

finiture: acciaio acciaio e nero55.



IP20 rated ceiling, wall, table, floor standing and suspension light fitting for indoor use.

made of extruded oxidised aluminium with a 13x13mm square section.

consisting of blind profiles or closed ones at 45° by an extruded frosted polycarbonate diffuser the same length as the profile with 4mm long anti-glare louvre.

versions:

13° angolo 500mm, 1000mm, 2000mm or 3000mm up to 39W 3744lm,

13° angolo 01 210x297x630mm, 22,5W 2160lm,

13° angolo 02 210x297x1050mm, 33W 3168lm,

13° angolo 03 210x297x1864mm, 100W 9600lm,

13° angolo sospensione 210x297x1864mm, 100W 9600lm, suspended by eight 3000mm steel cables.

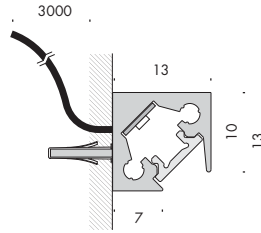
wired with a linear 3000K Ra95 13W/m led source with integrated current limiter.

24Vdc constant voltage power supply not included, to be installed remotely for 13° angolo and 13° angolo sospensione versions, power supply with plugs for 13° angolo 01, 13° angolo 02 and 13° angolo 03 versions.

accessories: shelves, glass bells and, only for 13° angolo sospensione version, power supply roses, plasterboard and brickwork fully concealed housing for power supply cable and rose with 220-240V 50Hz power supply only.

finishes: acciaio acciaio and nero55.

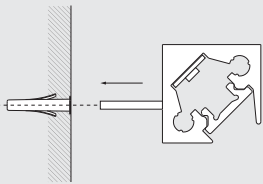




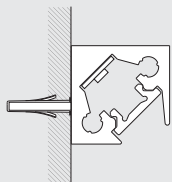
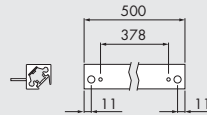
13° angolo		24Vdc				
Vb6.583.01.1	acciaio acciaio	3000K	6,5W	500mm	0,1	
Vb6.583.02	nero55	3000K	6,5W	500mm	0,1	
Vb6.583.11.1	acciaio acciaio	3000K	13W	1000mm	0,2	
Vb6.583.12	nero55	3000K	13W	1000mm	0,2	
Vb6.583.21.1	acciaio acciaio	3000K	26W	2000mm	0,4	
Vb6.583.22	nero55	3000K	26W	2000mm	0,4	
Vb6.583.31.1	acciaio acciaio	3000K	39W	3000mm	0,5	
Vb6.583.32	nero55	3000K	39W	3000mm	0,5	

Ra	R9	ies tm/30		sdc	Vf	lm/m	W/m	lm/W	
95	90	Rf 93	Rg 102	step 2	24	1250	13	96	A+
V0001	5,9	Ta25 °C		vita media · average life		50000 h	L80 B10		

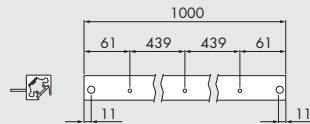
interasse fori di installazione
installation hole centres



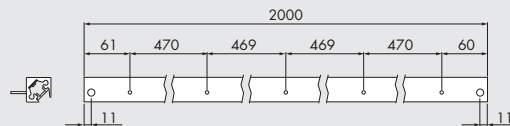
Vb6.583.01.1
Vb6.583.02



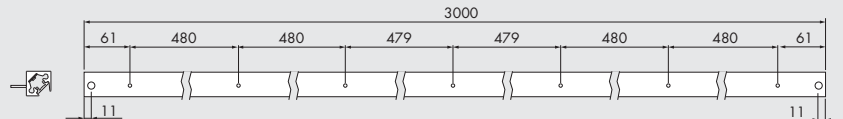
Vb6.583.11.1
Vb6.583.12




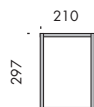
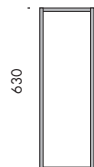
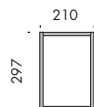
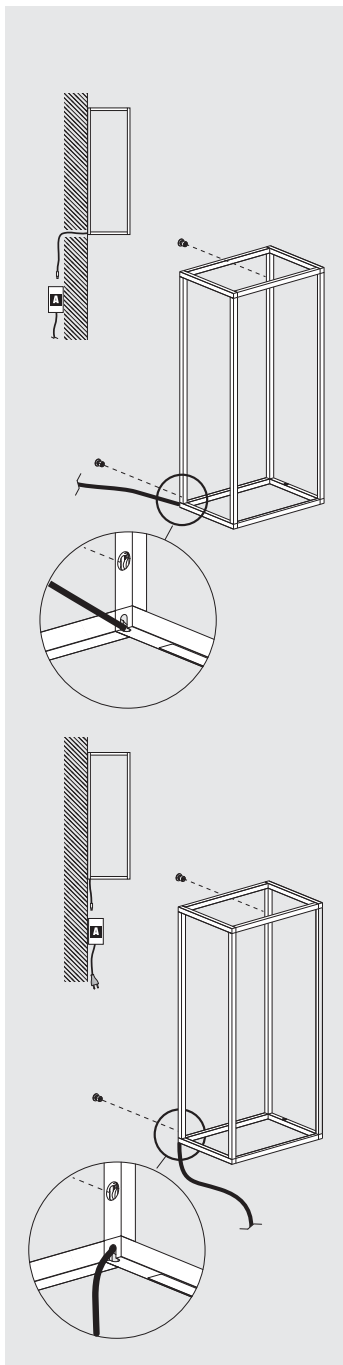
Vb6.583.21.1
Vb6.583.22



Vb6.583.31.1
Vb6.583.32







13° angolo 01 220-240V 50-60Hz AS IP20

Vb2.583.01.1 acciaio acciaio 3000K 22,5W 0,6

Vb2.583.02 nero55 3000K 22,5W 0,6

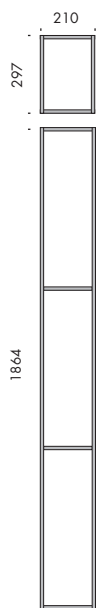
Ra	R9	ies tm/30		sdc	Vf	lm/m	W/m	lm/W	
95	90	Rf 93	Rg 102	step 2	24	1250	13	96	A+
V0001	5,9	Ta25 °C		vita media · average life		50000 h	L80 B10		

13° angolo 02 220-240V 50-60Hz AS IP20

Vb4.583.01.1 acciaio acciaio 3000K 33W 1

Vb4.583.02 nero55 3000K 33W 1

Ra	R9	ies tm/30		sdc	Vf	lm/m	W/m	lm/W	
95	90	Rf 93	Rg 102	step 2	24	1250	13	96	A+
V0001	5,9	Ta25 °C		vita media · average life		50000 h	L80 B10		



13° angolo 03 220-240V 50-60Hz **AS** IP20 **CE**

Vb4.583.11 acciaio acciaio 3000K 100W 1,8

Vb4.583.12 nero55 3000K 100W 1,8

Ra	R9	ies tm/30		sdc	Vf	lm/m	W/m	lm/W	
95	90	Rf 93	Rg 102	step 2	24	1250	13	96	A+
V0001	5,9	Ta25 °C		vita media · average life	50000 h	L80	B10		

ripiani. shelves. ★ **CE**

Vb9.583.81 nero55 0,3

Vb9.583.82 argento hacca 0,3

Vb9.583.83 ottone ap-s 0,3

Vb9.583.86 nero55 0,6

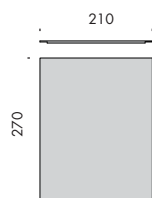
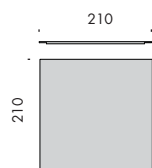
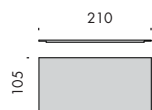
Vb9.583.87 argento hacca 0,6

Vb9.583.88 ottone ap-s 0,6

Vb9.583.91 nero55 0,7

Vb9.583.92 argento hacca 0,7

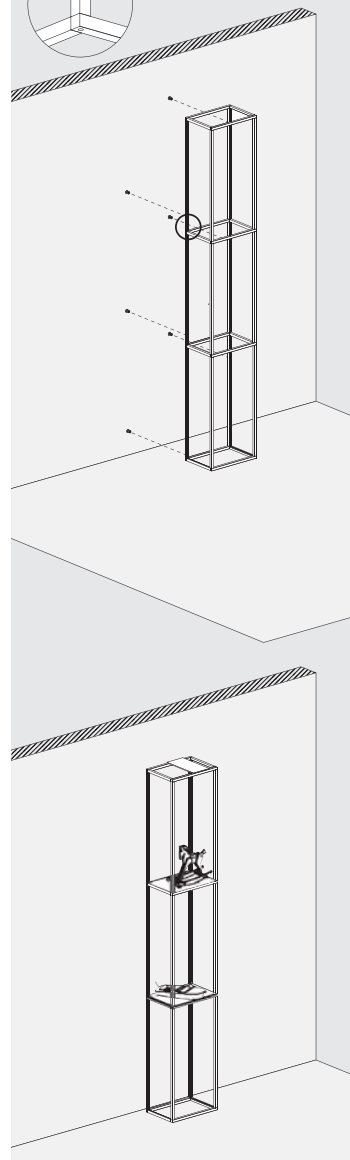
Vb9.583.93 ottone ap-s 0,7



installazione verticale 13° angolo 03 con ripiani:
usare kit di fissaggio a parete
13° angolo 03 vertical installation with shelves: use wall fixing kit



kit fissaggio inclusi
fixing kit included

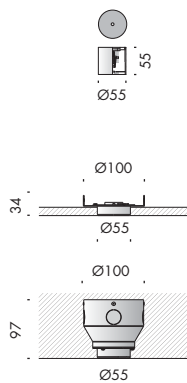
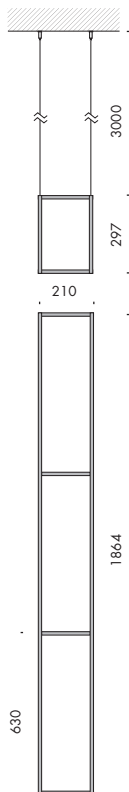
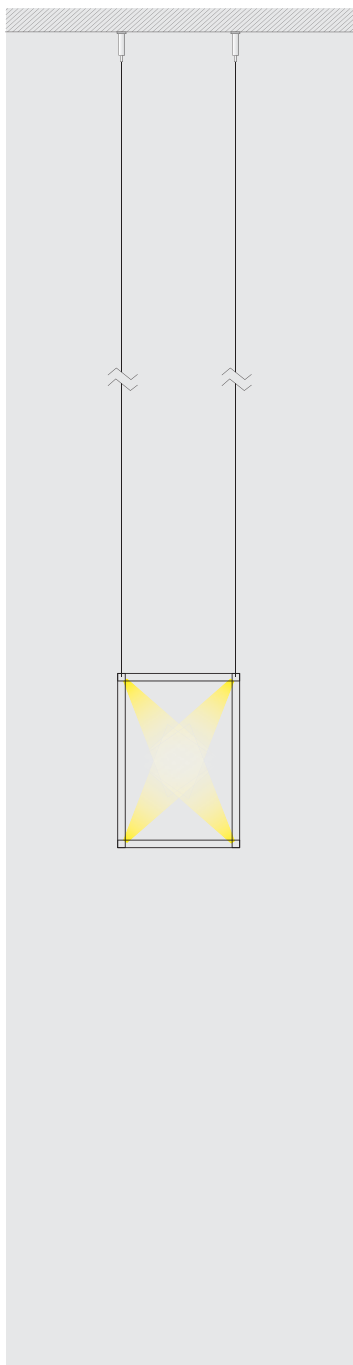

















13° angolo sospensione 24Vdc   IP20    CE 

Vb8.583.01.1 acciaio acciaio 3000K 100W 2

Vb8.583.02 nero55 3000K 100W 2

Ra	R9	ies tm/30		sdc	Vf	lm/m	W/m	lm/W	
95	90	Rf 93	Rg 102	step 2	24	1250	13	96	A+
V0001	5,9 	Ta25 °C		vita media · average life		50000 h	L80 B10		

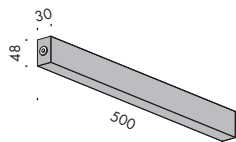
rosone di alimentazione. ceiling rose.   CE 

Vb9.001.77 acciaio acciaio 0,3

Vb9.001.81 nero55 0,3

Vb9.580.73 scomparsa totale cartongesso
fully concealed plasterboard 0,3

Vb9.580.74 cassaforma laterizio scomparsa totale
fully concealed brick housing 0,3



rosone di alimentazione. ceiling rose. 220-240V 50-60Hz   IP20 CE 

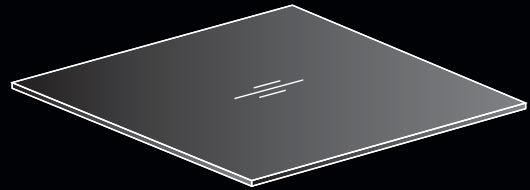
Vb9.550.60 acciaio acciaio 100W 0,7

Vb9.550.62 nero55 100W 0,7





+



1. scegli il tuo profilo
choose the profil


2. scegli il ripiano
choose the shelf











Subscribe To Our Newsletter



**Distributor for Viabizzuno
Architectural Lighting Solutions**

Web: www.cirruslighting.co.uk

Email: sales@cirruslighting.co.uk

Tel: 0207 193 2175

Fax: 0207 193 3175

